

KEY FEATURES

		0.8L iRDE					NEW 1.0 L Kappa	
		D-LITE	D-LITE+	ERA+	MAGNA+	SPORTZ	MAGNA+	MAGNA+(O)
FUEL OPTION	Petrol	S	S	S	S	S	S	S
	LPG	-	-	0	0	-	-	-
SAFETY	Reinforced Body Structure	S	S	S	S	S	S	S
	Front & Rear Seat Belts	S	S	S	S	S	S	S
	Child Safety Rear Door Locks	S	S	S	S	S	S	S
	Engine Immobilizer	S	S	S	S	S	S	S
	Inside Rear View Mirror	S	S	S	S	S	S	S
	Central Locking	-	-	S	S	S	S	S
	Keyless Entry	-	-	-	-	S	S	S
	Front Fog Lamps	-	-	-	-	S	-	S
	Driver Airbag	-	-	-	-	S	-	-
	Clear Headlamps	S	S	S	S	S	S	S
EXTERIOR	Clear Taillamps	S	S	S	S	S	S	S
	Chrome Tip Radiator Grille	S	S	S	S	S	S	S
	Integrated Spoiler	S	S	S	S	S	S	S
	Tinted Glass	-	-	S	S	S	S	S
	Body Color Bumper	-	S	S	S	S	S	S
	Passenger Outside Mirror	-	-	-	S	S	S	S
	Full Wheel Cover	Hub Cap		S	S	S	S	S
	Roof Antenna	-	-	-	S	S	S	S
	Body Color Outside Mirrors	-	-	-	-	S	-	S
	Body Color Outside Door Handles	-	-	-	-	S	-	S
INTERIOR	2-Tone Beige & Brown Key Color	S	S	S	S	S	S	S
	B & C Pillar Trims	S	S	S	S	S	S	S
	Deluxe Floor Console	S	S	S	S	S	S	S
	Exclusive Dashboard Storage	S	S	S	S	S	S	S
	Exclusive Pedestal Space	S	S	S	S	S	S	S
	Bucket Type Single Unit Front Seats	S	S	S	S	S	S	S
	Bench Folding Rear Seat	S	S	S	S	S	S	S
	Floor Console Storage	S	S	S	S	S	S	S
	Cup Holder	S	S	S	S	S	S	S
	Assist Grips (3)	S	S	S	S	S	S	S
	Silver Touch on Centre Fascia	-	-	S	S	S	S	S
	Front & Rear Speaker Grille	-	Front only		S	S	S	S
	Front Door Map Pockets with Bottle Holder	-	-	S	S	S	S	S
	Moulded Door Trims	-	-	S	S	S	S	S
	Rear Parcel Tray	-	-	-	S	S	S	S
	Metallic Finish 3-Spoke Steering Wheel	2-Spoke				S	2-Spoke	
	Metallic Finish Inside Door Handles	-	-	-	-	S	-	-
	Dual Tripmeter	S	S	S	S	S	S	S
	Low Fuel Warning	S	S	S	S	S	S	S
	Graphic Band Fuel Gauge	S	S	S	S	S	S	S
	Gear Shift Indicator	S	S	S	S	S	S	S
COMFORT & CONVENIENCE	Remote Fuel Lid Opener	S	S	S	S	S	S	S
	Remote Tail Gate Release	S	S	S	S	S	S	S
	Rear Seat Belt Knuckle Holder	S	S	S	S	S	S	S
	Power Outlet	-	-	S	S	S	S	S
	Air Conditioner	-	S	S	S	S	S	S
	Motor Driven (Electric) Power Steering	-	S	S	S	S	S	S
	Tilt Steering	-	-	-	S	S	-	-
	Internally Adjustable Outside Mirrors	-	-	-	S	S	-	S
	Front Power Windows	-	-	S	S	S	S	S
	Front Door Full Size Armrest	-	-	S	S	S	S	S
	2 DIN Radio+MP3 Audio	-	-	-	S	S	-	S
	Front Door Speakers (2)	-	-	-	S	S	-	S
	Digital Clock (Audio Display)	-	-	-	S	S	-	S
	Aux-in Port	-	-	-	S	S	-	S
	USB Port	-	-	-	S	S	-	S


S= Standard, O= Option

Some of the equipments illustrated or described in this leaflet may not be supplied as standard equipment and may be available at an extra cost. Hyundai Motor India reserves the right to change specifications and equipment without prior notice. The color plates shown may vary slightly from the actual colors due to the limitations of the printing process. Please consult your dealer for full information and availability on colors and trim.

TECHNICAL SPECIFICATIONS

ITEMS	0.8 L iRDE Petrol	1.0 L Kappa Dual VTVT Petrol
DIMENSIONS		
Overall Length (mm)	3,495	3,515
Overall Width (mm)	1,550	
Overall Height (mm)	1,500	1,510
Wheelbase (mm)	2,380	
Front Track (mm)	1,386	
Rear Track (mm)	1,368	
Fuel Tank Capacity (l)	32	
ENGINE		
Configuration	3 Cyl, 9 Valves	3 Cyl, 12 Valves
Valvetrain Type	SOHC	DOHC
Displacement (cc)	814	998
Maximum Power (ps/rpm)	56/5,500	69/6,200
Maximum Torque (kgm/rpm)	7.6/4,000	9.6/3,500
TRANSMISSION		
Type	5-Speed Manual	
SUSPENSION		
Front	McPherson Strut	
Rear	Torsion Beam Axle	
Shock Absorber	Gas Type	
BRAKES		
Front	Disc	
Rear	Drum	
TYRE		
Size	145/80 R12 (D-Lite, D-Lite+, Era+)	
	155/70 R13 (Magna+, Magna+ (O), Sportz)	
Type	Tubeless	

DIMENSIONS



BODY COLORS



HYUNDAI MOTOR INDIA LTD.

5th-6th Floor, Corporate One – Baani Building, Plot No. 5, Commercial Centre, Jasola, New Delhi-110076
Visit us at www.hyundai.co.in
Call us at 1-800-11-4645 (Toll free)
098-7356-4645

Dealer's Name & Address



Contact: 022-67617777 / 6724 4444



NEW THINKING.
NEW POSSIBILITIES.

EON
VALUE KA NAYA TREND



Now also available in
Dual VTVT 1.0 L *Kappa* Engine

Nov-Dec'14

Copyright © 2014, Hyundai Motor India Limited. All Rights Reserved.

Hyundai EON's style, space and features make it the perfect first car.

Style Hyundai EON is undoubtedly a head turner. With its uninterrupted flowing curves and strong character lines, it's a car that's modern and stylish like nothing else.



Chrome Grille



Headlamps



Tail Lamps



Integrated Spoiler

Luxury and Space

The Hyundai EON gives you a taste of affluence with well appointed dashboard and controls. The interiors, an amalgamation of breathtaking design and function, make the Hyundai EON a luxury statement on wheels.



Centre Console



Instrument Panel



Dashboard Storage



Map Pocket



3-Spoke Steering Wheel



Luggage Space

Features

When it comes to comfort or convenience, the Hyundai EON boasts of both in equal measure. It contains all the features you'll ever need, well designed and placed within easy reach.



AC & 2 DIN Audio with Aux-in & USB Ports




MDPS with Tilt Steering



Keyless Entry & Central Locking



Power Windows



Internally Adjustable Outside Mirrors



Rear Parcel Tray




Body Color Door Handles & Mirrors



Front Fog Lamps

Mileage and Safety

Hyundai has always been committed to making safe cars that are fuel efficient and easy to maintain and the Hyundai EON is no exception. Powered by a mileage-friendly engine and features that help promote eco-friendly driving, this car is both easy on your pocket and on the environment.



Driver Airbag

NEW

1.0 L Kappa Dual VTGT Engine



20.3
KMPL (ARAI)

This Kappa engine is equipped with latest technologies like Dual VTGT, DOHC and light-weight cylinder block. With class leading power it promises to deliver enhanced driving pleasure with superior mileage of 20.3 kmpl.

0.8 L iRDE Engine



21.1
KMPL (ARAI)

Designed to generate maximum fuel efficiency, the EON's engine delivers a superior mileage of 21.1 kmpl.



EON comes with an eco-efficient 'blue drive' technology.

LPG Benefits:

- Lower running cost than petrol
- 2-year unlimited warranty gives peace of mind
- Dual fuel advantage of petrol and LPG
- Longer drive range with an additional 34 litre LPG tank
- Company fitted kit ensures quality
- Specially designed tank for uncompromised boot space

Auto LPG

- Environment friendly
- Enhanced engine life



Gear Shift Indicator:

- Improved mileage
- Enhanced driving performance



Gear Shift Indicator

The Toroidal LPG Tank doesn't eat up the boot space.

Tank capacity (water filling) - 34 litres

